

EDIT THE SYLLABUS

For courses that require a syllabus and New, Restored, Substantively changed, and/or graduate courses, it is required that you fill in the GRADING BREAKDOWN and the WEEKLY TOPIC breakdown for readings.

GRADING BREAKDOWN & WEEKLY TOPICS & READINGS

Select ADD GRADING ACTIVITY.






Type in the grading breakdown topic and select enter or tab to the next field.

Enter in the percentage the grading applies to this topic.

Select the + button to add the next percentage of breakdown activity.

Type in the next grading breakdown and select enter or tab to the next field.

Continue this until your grading breakdown is at 100 percent.

GRADING BREAKDOWN			
The syllabus contains weighted grading criteria. Note that students must be evaluated in all activities (lecture, laboratory, discussion section, extra reading, screening, etc.) that justify units, and the method and weighting of evaluation of each such activity must be evident.			
✕ Midterm	25		+
✕ Final	30		+
✕ Reading Assignments	20		+
✕ Discussion weekly topic overview	15		+
✕ Attendance and participation	10		+
Total -		100%	

Enter in the Weekly Topics and Readings and Links

Cut and paste from the syllabus provided by faculty or have faculty enter the weekly information in CRS.

GRADING BREAKDOWN	
The syllabus contains weighted grading criteria. Note that students must be evaluated in all activities (lecture, laboratory, discussion section, extra reading, screening, etc.) that justify units, and the method and weighting of evaluation of each such activity must be evident.	
<input type="button" value="ADD GRADING ACTIVITY"/>	
Total -	0%

WEEKLY TOPIC	
Please provide evidence of ten topics covering ten weeks along with associated Topics and its Readings and Links	
Week 1	<input type="text" value="Topic"/>
<input type="text" value="Readings and Links"/>	
Week 2	<input type="text" value="Topic"/>
<input type="text" value="Readings and Links"/>	
Week 3	<input type="text" value="Topic"/>

Example:

SYLLABUS AND ATTACHMENTS		
Grading Breakdown:		
Media Analysis Paper 1 (Week 3, 1250 words)	15%	
Media Analysis Paper 2 (Week 11, 1500 words)	20%	
Team Presentation (Week 5)	20%	
Team Research Blog (Week 6 or 7)	10%	
Attendance & Class Participation	15%	
Weekly Reading Quizzes	20%	
Total	100%	

Weekly Topic Example:

Weekly Topic:			
Week 2	History of Japanese Subculture		Read "Democratic Kabuki' for a 'Democratic Japan': 1945-1946." By: Brandon, James R. Asian Theatre Journal. Spring2014, Vol. 31 Issue 1, p103-125. " Read "Experimental Arts in Postwar Japan: Moments of Encounter, Engagement, and Imagined Return." By: Sorgenfrei, Carol Fisher. Theatre Research International. Oct2012, Vol. 37 Issue 3, p287-288.
Week 3	Sabukaru and Queer Space		Read "A new map of hell: Sat? Haruo's dystopian fiction." By Yiu, Angela. Japan Forum. Mar2009, Vol. 21 Issue 1, p53-73. " Read "Street Style and Its Meaning in Postwar Japan." By Narumi, Hiroshi. Fashion Theory: The Journal of Dress, Body & Culture. Dec2010, Vol. 14 Issue 4, p415-438. " Read "Ways of Speaking about Queer Space in Tokyo: Disorientated Knowledge and Counter-Public Space." By: Suganuma, Katsuhiko. Japanese Studies. Dec2011, Vol. 31 Issue 3,